


LED LIGHTING CONTROL

The Intersection of Art & Engineering



- 01 Zoning:** Create up to 250 independently adjustable lighting groups
- 02 Dimming:** Dim or brighten desired groups at designated times from 1-100%
- 03 Flexible:** Luxor provides unprecedented control options from a single box

LUXOR LED LIGHTING CONTROLLER

Create Any Ambiance. Anytime.

When Luxor ZD™ controls an LED landscape lighting system, lights don't simply turn on and off. They come alive. Luxor offers both zoning and dimming capabilities that provide virtually limitless design possibilities. Zoning allows lights to be programmed into preset vignettes, which can be activated for special occasions such as parties, or activities such as barbequing. Dimming allows lights to automatically emit any desired illumination percentage anytime, anywhere within a system. So, Group 1 can be set to 100% illumination at 7:00 p.m., and automatically shift to 60% at 9:00 p.m., and so on.

Luxor's proprietary ZD™ Technology makes it the most versatile, affordable, and easy-to-use zoning and dimming control system ever created. It's the clear choice for the professional designer, and the most discerning clients.



■ **Learn more.** Visit fxl.com/products, or contact to your local Sales Manager.

LUXOR™ FEATURES & SPECIFICATIONS

Main Features

- Up to 250 independently adjustable lighting groups can be created
- Compatible with FX LED ZD™ lights only
- All groups can be turned on independently and dimmed from 1-100% Utilizes FX Luxor Communication Technology to connect lights to the controller
- User interface includes a full color LCD display for easy setup, maintenance and adjusting of groups
- Uses event based scheduling, which allows a single group of lights to change dimming percentages throughout the night

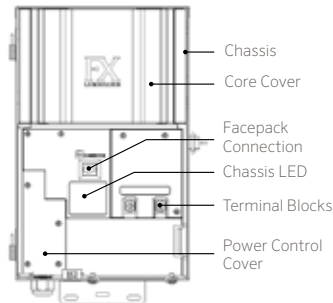
Detail Features

- Fully removable facepack
- Simple two-wire configuration for easy installation and adjusting
- Fixture addressing takes place on the front of the facepack for easy access
- No matter where a light is within a system, it can communicate with the transformer to receive its schedule, intensity, and group
- Astronomical Timing Function with Map Placement
- Available in 150 & 300 Watts
- Stainless Steel or Matte Gray powdercoated cabinet finish options

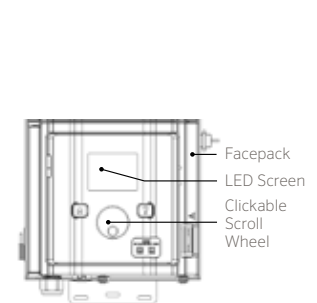
TECHNICAL SPECIFICATIONS

Model	150 or 300 watt
Finishes	Stainless Steel or Matte Gray powdercoat
Depth	5" / 12.7 cm
Width	8" / 20.3cm
Height	13" / 33 cm

Chassis Diagram

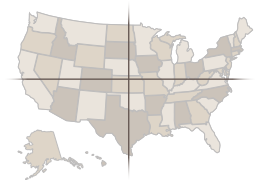


Facepack Diagram



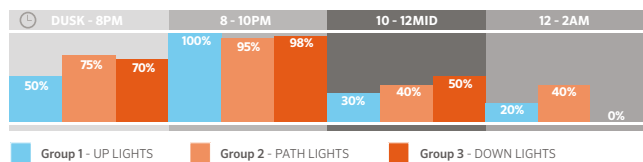
Astronomical Timing

Astronomical timing is one of the best ways to turn on and off a lighting system without the need of a photocell. At FX we created an easy to use map placement feature that places your location. No more numbers, zip codes, or manuals to read, just point to your location.



Event-Based Timing

No longer is a system just on or off. You can program Luxor to set specific intensities based on time. Lets say you arrive home from work at 6 p.m. and it's dark outside. You could have Luxor turn on your path lights around your walk and driveway before you arrive home. If you like to go swimming in the evenings, Luxor can bring up lights around your pool area for you. The possibilities are endless.



Website fxl.com | Customer Support 760-744-5240 | Technical Service 760-591-7383

Helping our customers succeed is what drives us. While our passion for innovation and engineering is built into everything we do, it is our commitment to exceptional support that we hope will keep you in the Hunter family of customers for years to come.



Richard E. Hunter
Richard E. Hunter, CEO of Hunter Industries